FEMALE END VIEW



1	= WHITE/BLACK	15	= WHITE/BLUE
2	= BLACK/WHITE	16	= BLUE/WHITE
3	= DRAIN #1	17	= DRAIN #5
4	= WHITE/GREEN	18	= WHITE/BROWN
5	= GREEN/WHITE	19	= BROWN/WHITE
6	= DRAIN (OVERALL)	20	= DRAIN #6
7	= DRAIN #2	21	= WHITE/YELLOW
8	= WHITE/RED	22	= YELLOW/WHITE
9	= RED/WHITE	23	= DRAIN #7
10	= DRAIN #3	24	= WHITE/VIOLET
11	= WHITE/ORANGE	25	= VIOLET/WHITE
12	= GREEN/YELLOW	26	= DRAIN #8
13	= ORANGE/WHITE	27	= N/C
14	= DRAIN #4	28	= N/C

SPECIFICATIONS

CONTACT CARRIER MATERIAL	NYLON or PBT
MOLDED PLUG MATERIAL/COLOR	TPU/BLACK
CONTACT MATERIAL/PLATING	BRASS/GOLD
HOUSING MATERIAL/PLATING	STAINLESS STEEL/PASSIVATED
RATED CURRENT [A]	5.0 A
RATED VOLTAGE [V]	150 V
OUTER JACKET MATERIAL/COLOR	PVC/BLUE
CONDUCTOR INSULATION MATERIAL	PVC
CONDUCTORS	16x22 AWG, 1x18 AWG GROUND
DRAIN/SHIELD	9x22 AWG DRAINS/ALUMINUM FOIL SHIELDED
TEMPERATURE RATING	−40°C to +105°C (−40°F to +221°F)
PROTECTION CLASS	IEC IP67
CONDUCTOR ARRANGEMENT	8 SHIELDED TWISTED PAIR W/DRAIN, 1 GND, 1 DRAIN
CABLE RATINGS	UL: ITC/PLTC/AWM, 105°C, 300 V CSA: CMX−OUTDOOR−CMG/AWM, 105°C, 300 V

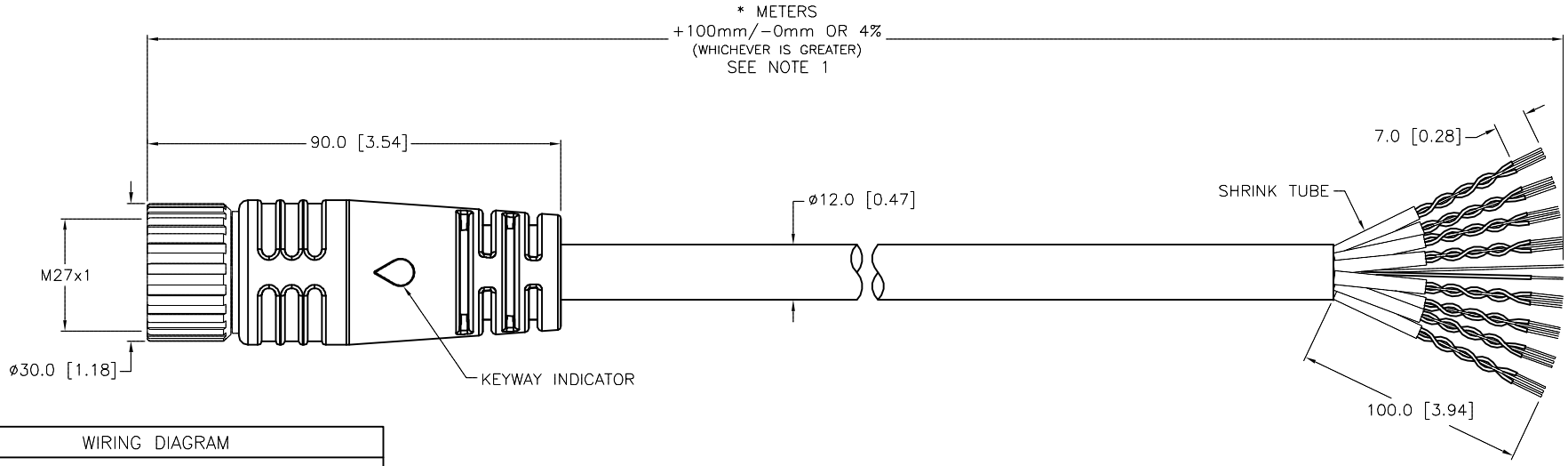

WIRING DIAGRAM

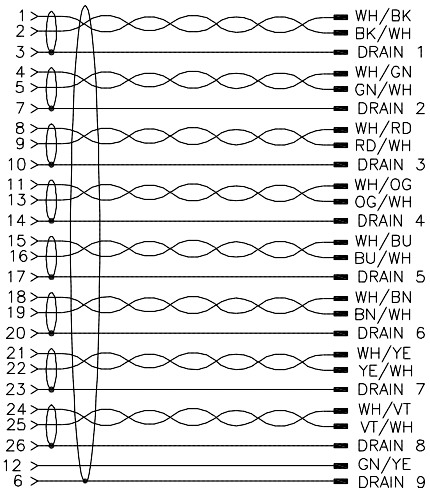

NOTES:

1. "*" INDICATES CABLE LENGTH IN METERS. CONTACT TURCK TO ORDER SPECIFIC LENGTHS.

REV	DESCRIPTION	BY	DATE	ECO NO.
C	UPDATE DESCRIPTION	RDS	05/13/20	500000001406

SOURCE DRAWING - FOR REFERENCE ONLY

RELATED DOCUMENTS
1.
2.
3.
4.

3RD ANGLE PROJECTION

THIS DRAWING IS CONFIDENTIAL AND THE PROPERTY OF TURCK INC. USE OF THIS DOCUMENT WITHOUT WRITTEN PERMISSION IS PROHIBITED.

TURCK
3000 CAMPUS DRIVE
MINNEAPOLIS, MN 55441
1-800-544-7769
(763) 553-7300
(763) 553-0708 fax
www.turck.us

MATERIAL: SEE SPECIFICATIONS

FINISH: SEE SPECIFICATIONS

ALL DIMENSIONS DISPLAYED ON THIS DRAWING ARE FOR REFERENCE ONLY

CONTACT TURCK FOR MORE INFORMATION

DRFT: RDS | DATE: 07/03/07
APVD: | SCALE: 1=1.5

UNIT OF MEASUREMENT
MILLIMETER [INCH]
DO NOT SCALE THIS DRAWING

DESCRIPTION: DKMV 28-977-*

IDENTIFICATION NO.:

REV: C

FILE: 777020037 | SHEET 1 OF 1

Approved 05/13/2020, work order #212921 by T.S.